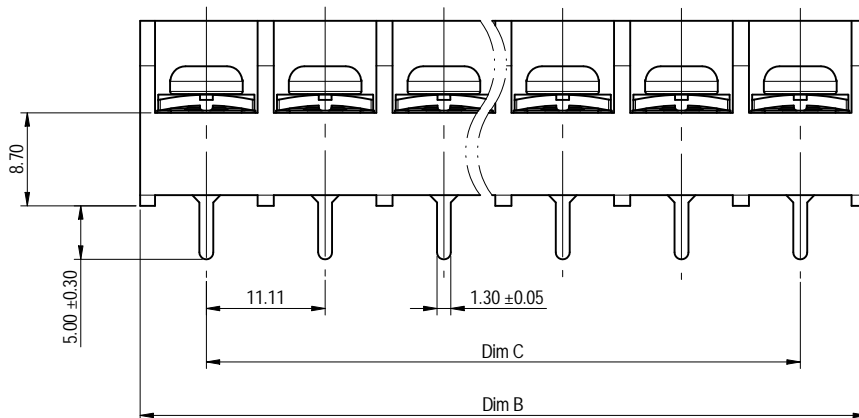
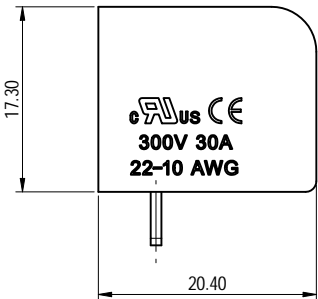
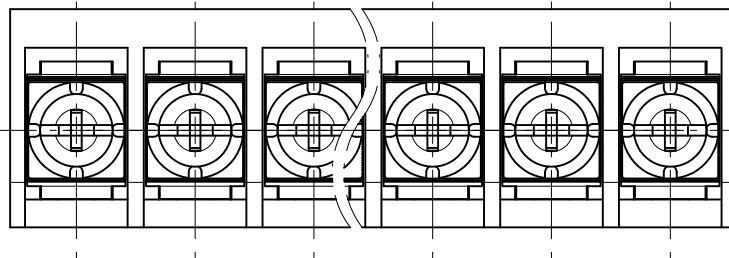


公差 (General tolerances (mm))													D 0.1/10	
0	>3	>6	>10	>18	>30	>50	>80	>120	>180	>250	>315	>400		>500
±0.12	±0.18	±0.22	±0.26	±0.31	±0.37	±0.57	±0.80	±0.93	±1.05	±1.15	±1.60	±2.20	±2.50	±2



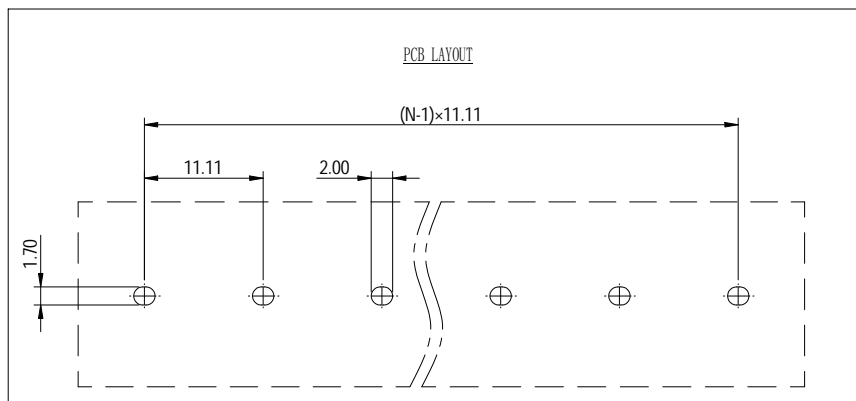
Dimension

B	N × 11.11 + 1.29
C	(N - 1) × 11.11

N=Number Of Concats

	Dim B	Dim C	∅
02~06P	±0.30	±0.30	±0.15
07~10P	±0.50	±0.50	±0.20
11~16P	±0.70	±0.70	±0.70
17~20P	±0.90	±0.90	±1.00
21~26P	±1.10	±1.10	±1.20

PCB LAYOUT



Note: The A&Z(H) in the name means: A(H) and Z(H).

3	Screw	Steel	Ni Plated	
2	Pin header	Copper alloy	Sn Plated	
1	Housing	PA66	UL94V-0	
ITEM	NAME OF PART	MATERIAL	NOTES	
UL 标准/UL Standard:		B	C	D
额定电压/电压/Rated Voltage(V)/Current(A)		300/30	150/30	300/10
IEC 标准/IEC Standard:				
额定电压/电压/Rated Voltage(V)/Current(A)		450/41		
螺丝扭矩/Torque Tightening(N·m/Lb·in)		M4: 1.2/10.63		
线径范围(硬线和软线)/Wire Range (rigid and flexible)(AWG/mm ²)		22~10/6		
间距/Pitch(mm)/线数范围/Poles		11.11/N=02~26P		
使用温度范围/Operating temperature(°C)		-40~+105		
符合RoHS环保要求/Conform to RoHS		Yes		

DEGSON		MATERIAL:	SURFACE/COLOR:		
APPD: 蓝美凡	2024.01.29	MAT NO./REV: - / 00	MAT STATUS: 批量		
CHKD: 曹利彬	2024.01.29	NAME: DG66S-B-XXP-1Y-00A&Z(H)			
DRFT: 姜民浩	2024.01.29	DRAWING NO. 200250764	TYPE: CUSTOMER DRAWING	DRAWING STATUS: 已发布	SCALE: 2:1
REV: 00	ECN:	DESCRIPTION:	DRFT:	DATE:	SHEET: 1/1

Transfer or duplication of this document as well as the utilization of its contents without the written permission of DEGSON is prohibited. All rights reserved for patent.